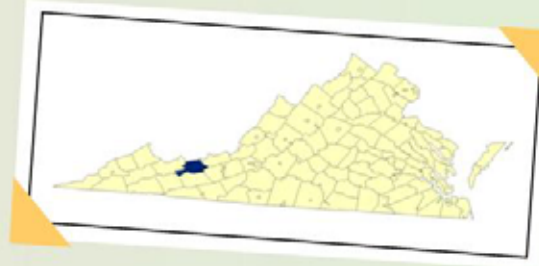


Bland County

www.bland.org

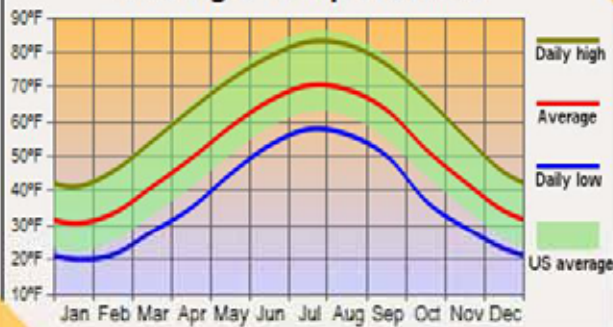
County seat:	Bland
Area:	359 mi ²
Population (2006):	7,116
Median Age (2006):	42.0
Average Family Size:	2.85
Median Home Value:	\$71,500
Median Household Income (2004):	\$34,001
Unemployment Rate (October 2007):	3.2%
% Employment Growth (2005-2006):	4.8%
Average Commute Time:	33.4 min
Cost-of-Living Index:	87.6*

* Kingsport/Bristol (the closest reporting metro area)



Southwest of Southwestern Virginia

Average Temperatures



Geography

Towns & Communities: Bastian, Bland, Ceres, Rocky Gap,

Major Roads: I 77, US 42, US 52, US 61, US 98, US 498

Climate

Average Temperature	Average Annual Precipitation
January -33°F	Rainfall -37.46 "
July -71°F	Snowfall -19.80 "

Bland County

2006 Population: 7,116

Gender Distribution:

Male - 54.1%
Female - 45.9%

Ethnic Distribution:

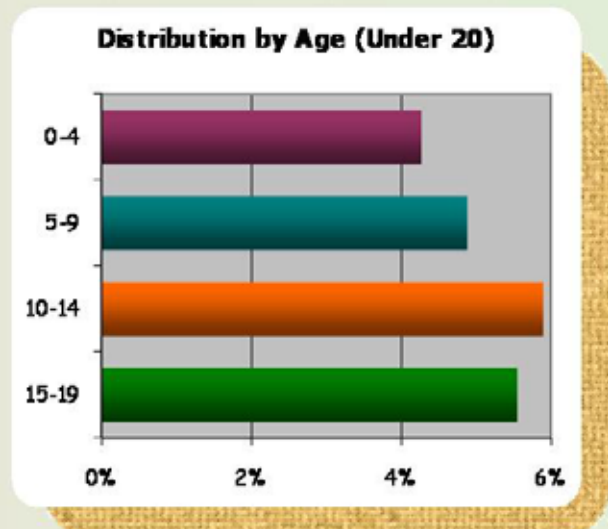
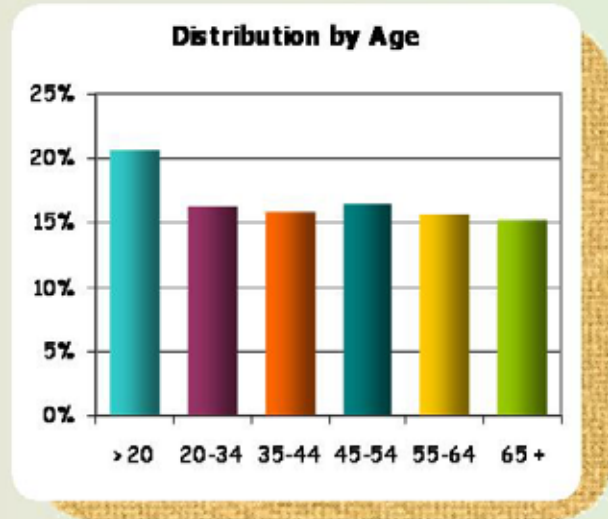
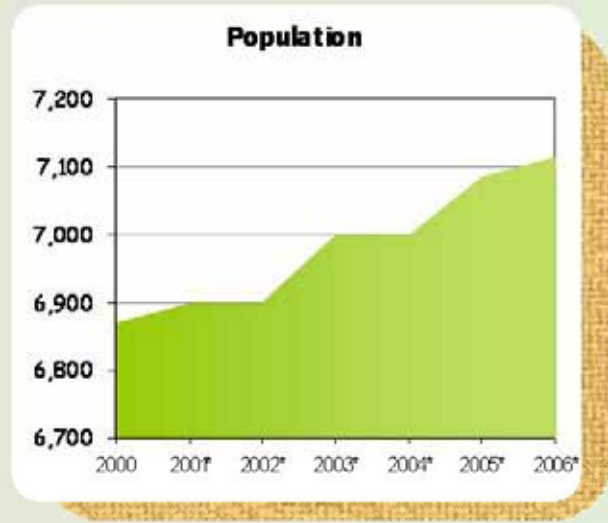
White - 95.6%
Black - 4.2%
American Indian - 0%
Asian - 0.1%
Native Pacific Islander - 0%
Other - 0.1%
Hispanic (of any race) - 0.5%

Marital Status (Ages 15+):

Never Married - 16.3%
Married - 70.0%
Separated/Divorced - 7.5%
Widowed - 6.2%

Households:

Families - 74.3%
Families w/ Children - 28.3%
Living Alone - 23.3%



Bland County

www.bland.org

Summaries of Southwest Virginia

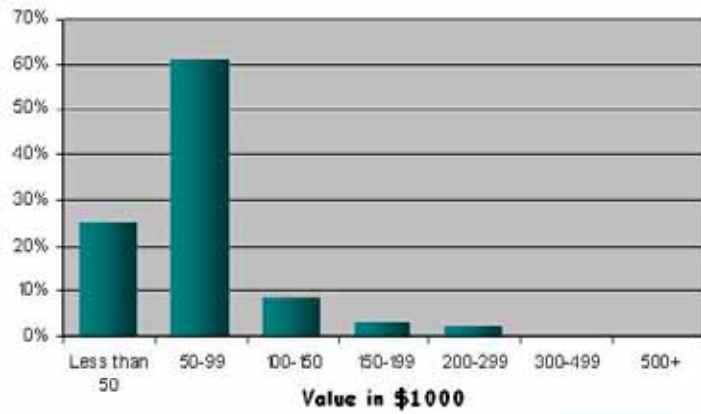
Housing:

- Occupied Housing - 81.2%
 - Occupied by Owner - 86.1%
 - Occupied by Renter - 13.9%
- Vacant Housing - 18.8%
 - For Recreational User - 9.9%

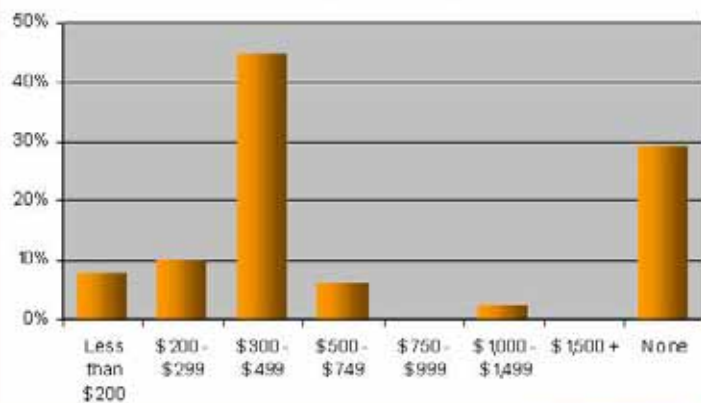
Median Home Value - \$70,500
 Median Monthly Rent - \$349

Median Ownership Costs - \$626
 (with a mortgage)
 Median Ownership Costs - \$170
 (without a mortgage)

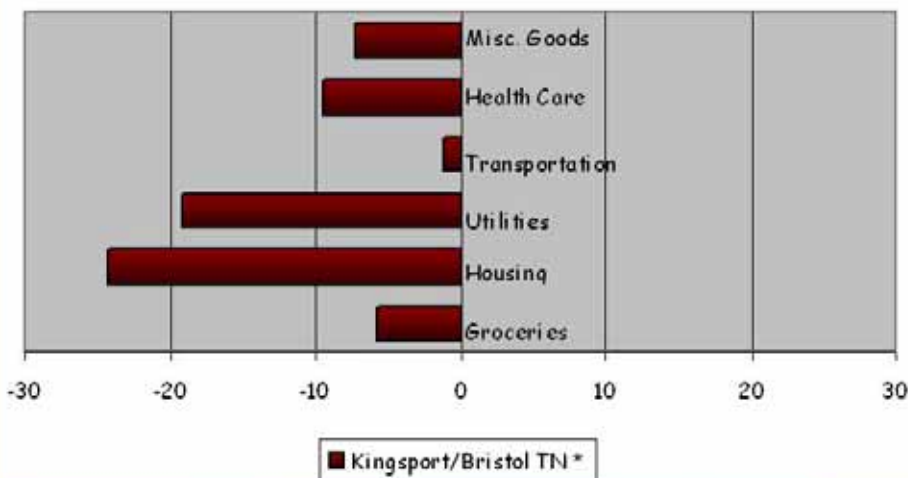
Bland County: Home Value



Bland County: Monthly Rent



Cost of Living Index



On the Cost of Living Graph, the National Average is set to zero. The numbers on the horizontal axis represent the percent difference in the cost of an item in the region versus the National Average cost.

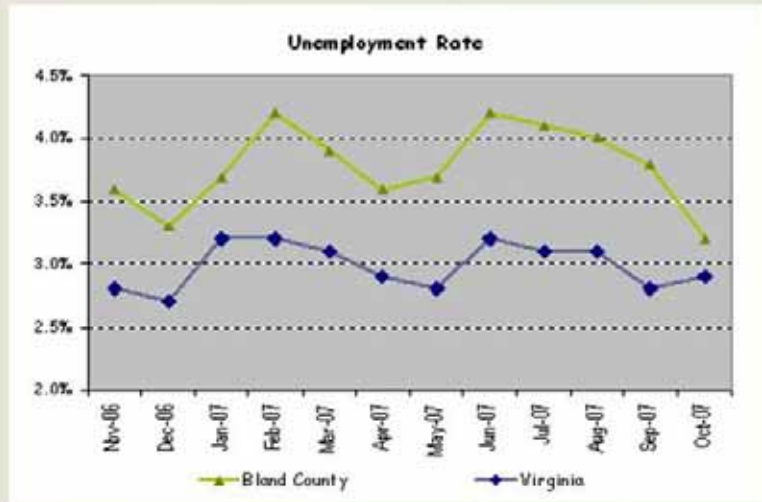
* The closest reporting metro area

Bland County

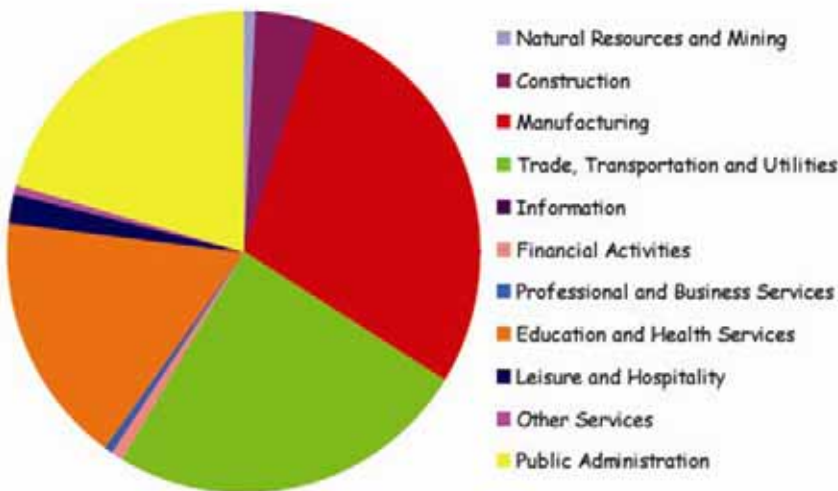
www.bland.org

Civilian Labor Force
(October 2007)

3,369



Employment by Industry



Labor Force by Education

H.S. Diploma	38.1%
Some College	17.6%
Associates	6.0%
Bachelors	6.1%
Graduate	3.1%

Largest Employers

ABB Service Company

Bland Correctional Center

General Injectables and Vaccines

Bland County School Board

Melvin Enterprises

Industry

Manufacturing

Corrections

Pharmaceuticals

Educational Services

Transportation

Employees

250-499

250-499

250-499

100-249

50-99

Data as of: 4th Quarter 2006

Southwest Virginia

Bland County Public Schools

Superintendent: Mr. Donald Hodock
361 Bears Trail, Bastian, VA 24314
(276) 688-3361

Elementary/Middle Schools

Bland Elementary
31 Rocket Drive
Bland, VA 24315
(276) 688-3621
Principal: Ms. Diana Tibbs

Grades: K-7
2007-08: Fully Accredited
Fall 2007 enrollment: 291
www.bland.k12.va.us/bes/

Rocky Gap Elementary
P.O. Box 339
Rocky Gap, VA 24366
(276) 928-1086
Principal: Ms. Vicki Spurgeon

Grades: K-7
2007-08: Accredited w/ Warning
Fall 2007 enrollment: 258
www.bland.k12.va.us/rges/RGES%20'06/

High Schools

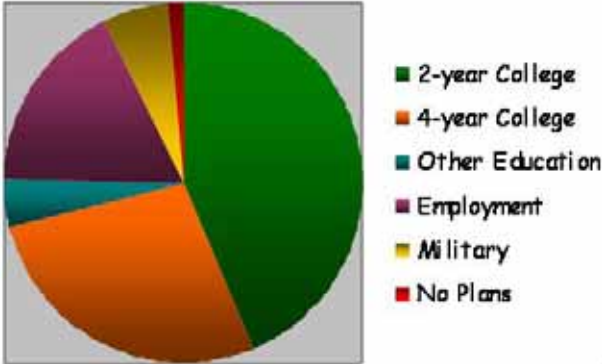
Bland High
31 Rocket Drive
Bland, VA 24315
(276) 688-3621
Principal: Mr. Kevin Siers

Grades: 8-12
2007-08: Fully Accredited
Fall 2007 enrollment: 181
www.bland.k12.va.us/bhs/

Rocky Gap High
P.O. Box 9
Rocky Gap, VA 24366
(276) 928-1100
Principal: Mr. Eric Workman

Grades: 8-12
2007-08: Fully Accredited
Fall 2007 enrollment: 176
www.bland.k12.va.us/rghs/

Post High School Graduation Plans



LOCAL COLLEGES

- Bluefield College
- Wytheville Community College
- New River Community College
- National College of Business & Technology - Bluefield Campus

Sherlocks of Southwest Virginia